

Project

Quantity

Item #

Model Specified:

CSI Section 11400

G-Series Hinged Glass Door Reach-In Refrigerators/Self-Contained R290



Model G21010-032

Stainless Steel
Front & Door(s)

One, Two & Three Section Models, 32" Deep

G11000-032	Half Door Hinged Right
G11001-032	Half Door Hinged Left
G11010-032	Full Door Hinged Right
G11011-032	Full Door Hinged Left
G21000-032	Half Door Hinged Left-Right
G21001-032	Half Door Hinged Right-Left
G21002-032	Half Door Hinged Right-Right
G21003-032	Half Door Hinged Left-Left
G21010-032	Full Door Hinged Left-Right
G21011-032	Full Door Hinged Right-Left
G21012-032	Full Door Hinged Right-Right
G21013-032	Full Door Hinged Left-Left
G32000-032	Half Door Hinged Left-Right-Right
G32001-032	Half Door Hinged Left-Left-Right
G32002-032	Half Door Hinged Right-Right-Right
G32003-032	Half Door Hinged Left-Left-Left
G32010-032	Full Door Hinged Left-Right-Right
G32011-032	Full Door Hinged Left-Left-Right
G32012-032	Full Door Hinged Right-Right-Right
G32013-032	Full Door Hinged Left-Left-Left

Standard Product Features

- High Quality Stainless Steel Exterior Front
- Corrosion Resistant Anodized Aluminum One-Piece Sides
- Durable Anodized Aluminum Interior
- Microprocessor Control With LED Temperature Readout
- Top-Mounted, Balanced, Self-Contained Refrigeration System
- Large High Humidity Evaporator Coil Outside The Food Zone
- Load-Sure Guard Protects Against Improper Loading
- Full or Half Length Hinged Glass Doors With Locks
- Self-Closing Doors With Stay Open Feature At 120 Degrees
- Guaranteed For Life Cam-Lift Hinges
- Stainless Steel Vertical Door Handle(s)
- LED Lights With Exterior Switch
- Damage Resistant Stainless Steel Breaker Caps
- Three (3) Adjustable Epoxy Coated Shelves Per Section, Supported On Shelf Pins (installed at the factory)
- Energy Saving Automatic Non-Electric Condensate Evaporator
- Magnetic Snap-In EZ-Clean Door Gaskets
- Anti-Condensate Door Perimeter Heaters
- Thermostatic Expansion Valve Metering Device Provides Quick Refrigeration Recovery Times
- Stainless Steel One-Piece Louver Assembly
- 9' Cord & Plug Attached
- Set of Four (4) 6" High Casters With Locks
- Three Year Parts And Labor Warranty
- Five Year Compressor Warranty

Sustainability Features

- SNAP compliant R290 (GWP 3) Refrigerant EPA Rule 20
- All Metal Construction And Long Equipment Life Reduces Pressure On Landfills
- Real World Energy Efficiency Helps Reduce Fossil Fuel Emissions

Optional Accessory Kits

- Additional Epoxy Coated Shelves*
- No. 1 Type Tray Slides* To Accommodate either: (1) 18" x 26" or (2) 14" x 18" Sheet Pans, Adjustable To 2" O.C.
- No. 4 Type Tray Slides* To Accommodate (1) 18" x 26" Sheet Pans (equips one full section)
- Universal Type Tray Slides* To Accommodate Either (1) 18" x 26" or (2) 14" x 18" Sheet Pans, or (2) 12" x 20" Steam Table Pans, Adjustable To 4" O.C.
- Plated Shelves* (for use in lieu of standard shelving)
- EZ-Change Interiors (#1, universals, universal heavy duty tray slides and shelves)
- 6" High Adjustable Legs (for use in lieu of standard casters)

*Please refer to spec sheet TR35872 for optional accessory kit details.

**All optional accessory kits are shipped separately for later installation by others at the jobsite.



Many models are ENERGY STAR® listed. Please refer to www.energystar.gov to view the most up-to-date product listing and performance data.



Intertek
4004142
Conforms to UL STD. 471
Cert. to CAN/CSA STD. C22.2 NO.120



Intertek
4004142
CONFORMS TO NSF/ANISI STD 7



This unit is listed to the applicable UL, CSA and NSF Standards by an approved NRTL. Consult the factory or units data plate for approval information.

Approval: _____

Traulsen

TRAULSEN
4401 BLUE MOUND RD.
PHONE 1 (800) 825-8220
Website: www.traulsen.com

FT. WORTH, TX 76106
FAX-MKTG. 1 (817) 624-4302

Project

Quantity

Item #

Model Specified:

CSI Section 11400

Specifications

Construction, Hardware and Insulation

Cabinet exterior front and louver assembly are constructed of 20 gauge stainless steel. Cabinet sides (including returns) and interior are constructed of anodized aluminum. The exterior cabinet top, back and bottom are constructed of heavy gauge aluminized steel. A set of four (4) 6" high casters are included.

Doors are equipped with removable plug cylinder locks and guaranteed for life cam-lift, gravity action, self-closing metal, glide hinges with stay open feature at 120 degrees. An exterior mounted switch is provided to operate the interior LED lighting. Each door includes a vertically mounted stainless steel handle.

Gasket profile and Santoprene® material simplify cleaning and increase overall gasket life. Anti condensate heaters are located behind each door opening.

The cabinet is insulated with an average of 2" thick high density, non-CFC, foamed in place polyurethane.

DIMENSIONAL DATA	1-Section	2-Section	3-Section
Net capacity cu. ft. ⁵	23.7 (670.1 l)	46.5 (1317.0 l)	70.1 (1984.2 l)
Length - overall in.	29 $\frac{7}{8}$ (75.9 cm)	52 $\frac{1}{2}$ (132.4 cm)	76 $\frac{5}{16}$ (193.8 cm)
Depth - overall in.	35 (88.8 cm)	35 (88.8 cm)	35 (88.8 cm)
Depth - over body in.	32 (81.3 cm)	32 (81.3 cm)	32 (81.3 cm)
Depth - door open 90° in.	56 $\frac{1}{8}$ (144.5 cm)	56 $\frac{1}{8}$ (144.5 cm)	56 $\frac{1}{8}$ (144.5 cm)
Clear door width in.	21 $\frac{1}{8}$ (53.6 cm)	21 $\frac{1}{8}$ (53.6 cm)	21 $\frac{1}{8}$ (53.6 cm)
Clear half-door height in.	27 $\frac{1}{2}$ (69.9 cm)	27 $\frac{1}{2}$ (69.9 cm)	27 $\frac{1}{2}$ (69.9 cm)
Clear full-door height in.	57 $\frac{1}{2}$ (146.3 cm)	57 $\frac{1}{2}$ (146.3 cm)	57 $\frac{1}{2}$ (146.3 cm)
Height-overall on 6" casters ³	83 $\frac{3}{4}$ (211.5 cm)	83 $\frac{3}{4}$ (211.5 cm)	83 $\frac{3}{4}$ (211.5 cm)
No. Standard Shelves	3	6	9
Shelf area sq. ft. ²	18.8 (1.75 sq m)	34.6 (3.21 sq m)	51.9 (4.82 sq m)
ELECTRICAL DATA			
Voltage	115/60/1	115/60/1	115/60/1
Plug	NEMA 5-15P	NEMA 5-15P	NEMA 5-20P
Feed wires with Ground	3	3	3
Full load amperes	7.5	7.9	16
REFRIGERATION DATA			
Refrigerant	R290	R290	R290
BTU/HR H.P. ³	2740	4040	8080
SHIPPING DATA			
Length - crated in.	35 (89 cm)	63 (160 cm)	91 (231.1)
Depth - crated in.	43 (109 cm)	43 (109 cm)	43 (109 cm)
Height - crated in.	83 $\frac{1}{2}$ (212 cm)	83 $\frac{1}{2}$ (212 cm)	85 (215.9 cm)
Volume - crated cu. ft.	71 (2011 l)	131 (3711 l)	188 (5323.6 l)
Net Wt. lbs.	305 (138 kg)	450 (204 kg)	n/a
Gross Wt. lbs.	395 (179 kg)	590 (268 kg)	630 (285.8 kg)

NOTES:

1=Figures in parentheses reflect metric equivalents.

2=Figure shown reflects the area of standard shelf complement plus the additional storage area available on the cabinet bottom.

3=Based on a 90 degree F ambient and 20 degree F evaporator.

4=12" Top clearance preferred for optimum performance and service access.

5=Net capacity may change depending on specific cabinet model.

6=When ordering please specify: Voltage, Hinging, Door Size and Options.

7=This unit may be manufactured in other electrical characteristics and may have additional regulatory agency approvals.

Consult factory for other electrical characteristics and agency approvals based on specific electrical and country requirements.

(For exact electrical information and approval marks, always refer to the data label of the unit.)

8= Continued product development may necessitate specification changes without notice.

Refrigeration System

A top mounted, self-contained, balanced refrigeration system using R290 refrigerant is conveniently located behind the one piece louver assembly. It features an easy to clean front facing condenser, thermostatic expansion valve, air-cooled hermetic compressor, large, high humidity evaporator coil located outside the food zone and a top mounted non-electric condensate evaporator. A 9' cord and plug is provided. Standard operating temperature is 34 to 38°F.

Controller

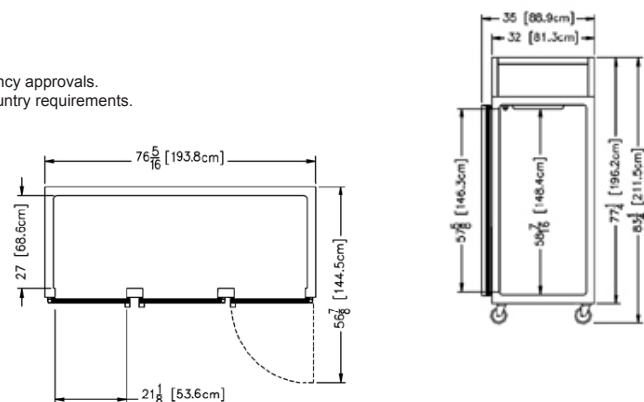
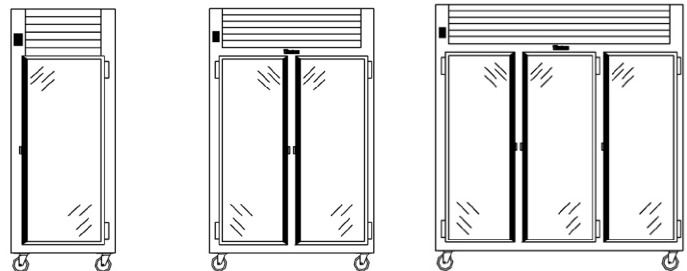
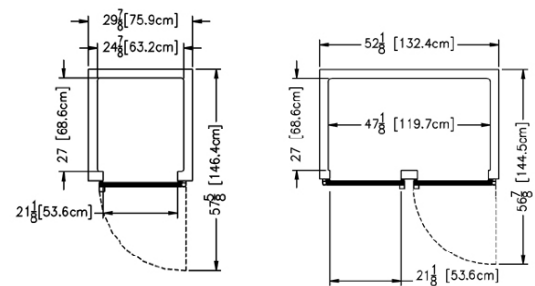
The easy to use water resistant microprocessor control system is supplied standard. It includes a 3-Digit LED Display, and a Fahrenheit or Celsius Temperature Scale Display Capability.

Interior

Standard interior arrangements include three (3) epoxy coated wire shelves per section, mounted on shelf pins, installed at the factory. Shelves are full-width, and do not have any large gaps between them requiring the use of "bridge" or "junior shelves." Recommended load limit per shelf should not exceed 225 lbs.

Warranties

Both a three year parts and labor warranty and a five year compressor warranty (self-contained models only) are provided standard.



Part No. TR35980 (REV. 08-14-17)

TRAULSEN
4401 BLUE MOUND RD.
PHONE 1 (800) 825-8220
Website: www.traulsen.com

FT. WORTH, TX 76106
FAX-MKTG. 1 (817) 624-4302

Traulsen